




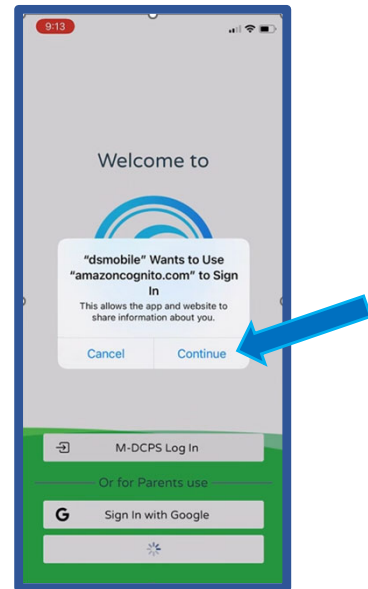
DADESCHOOLS MOBILE APP

New Parent Sign-in Procedures for Apple Devices

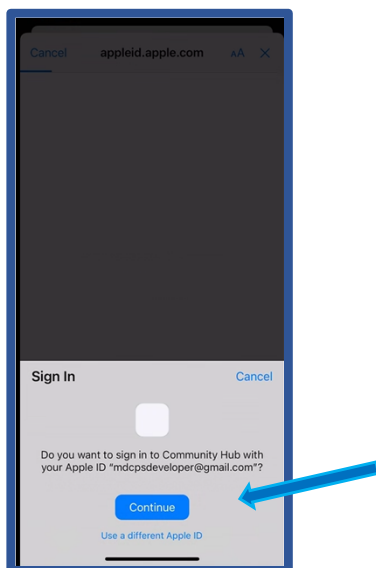
1. Open the DADESCHOOLS Mobile Application on your Apple device, select Sign In with Apple.



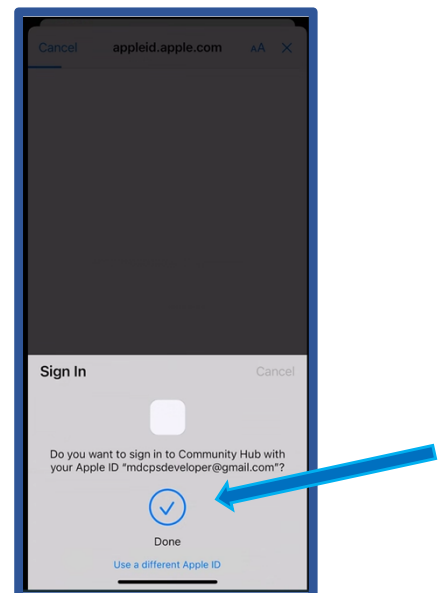
2. Choose Continue from the pop-up menu options.




3. Choose Continue to sign in with your Apple ID.



4. Select Done.






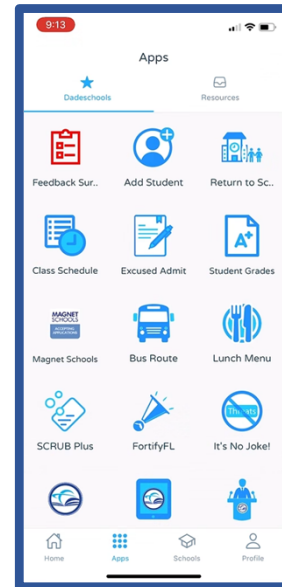
DADESCHOOLS MOBILE APP

New Parent Sign-in Procedures for Apple Devices

5. You will be taken back to the sign-in section, while the application loads.

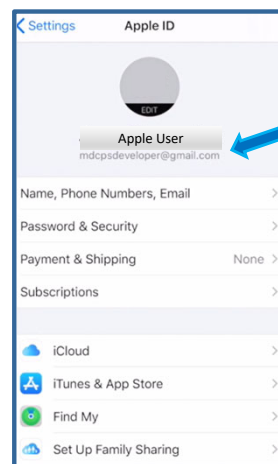
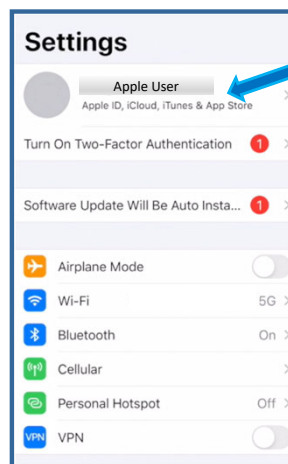



6. You are now signed in to the DADESCHOOLS Mobile App.



How to Find your Apple ID:

Open **Settings** on your device and **select your name**. The e-mail address displayed under your name is your Apple ID.





DADESCHOOLS MOBILE APP

New Parent Sign-in Procedures for Apple Devices

Frequently Asked Questions

1. Do I need a Gmail email address to access my Parent Portal on the Dadeschools Mobile app if I am using an Android device?

No, but the email address you use for your Google ID will have to match the email address on your Parent Portal account.

2. What happens if the email address I use for my Parent Portal account is different from the one I use for my Google ID (Android devices) or Apple ID (iOS devices)?

If the email address on your Parent Portal account does not match the one on your Google ID or Apple ID, when you log into the Dadeschools Mobile App, you will not see any student(s). If this happens, you will need to add the students again using the 6-digit PIN number provided by your child(ren)'s school upon presenting picture ID.

3. How do I change the email address on my Parent Portal to match my Google ID (Android devices) or Apple ID (iOS devices)?

You may change the email address on your Parent Portal account by logging into your Parent Portal on a desktop or laptop computer, and clicking [Update Personal Info] under My Personal Info from the Home tab.

4. Can I register prior to going to the school for identity verification and student linking, so that I can see district information?

Yes, but you will only see informational content.