

How to Access the Reading Book

1. Log onto your student portal.


2. Click on the red textbook next to Language Arts Reading.

Language Arts Reading Grade 2
BERRIOS JENNIFER

03



3. Scroll down to you find the reading textbook and click Launch.



Reading Wonders Grade 2

Grade(s): 2

Launch



4. Click on Teacher's Name Grade 2

Select a Class

Please click on the name of the class you wish to work with. To logout or return to ConnectED, use the buttons below.

Language Arts Grade 2

Language Arts Reading Grade 2

Ms. BERRIOS Grade 2



5. Click on the notebook paper with green checkmark.



6. Your assignments will be posted on the left. Click on the right side of the screen to open your assignment.

My To Do List	My Work
CURRENT WORK	DUE
A Difficult Decision	04/06
Phonics Game	04/06
Workbook pg. 202	04/06

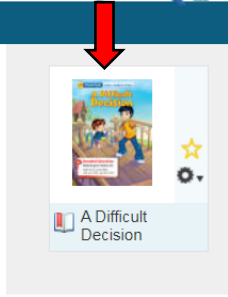
Left side

A Difficult Decision

Note to Teacher

Add a Resource

Right side



Continue ↓

7. When completing a workbook page, used the tool box on the bottom to write on the worksheet.

Diphthongs ou, ow/Irregular Plurals


Name _____

Two letters blended together can stand for one vowel sound. The letters **ou** and **ow** can stand for the vowel sound in **south** and **down**.

A. Read the words. Circle the word that has a different vowel sound. Write the word on the line and circle the letters that spell the vowel sound.

1. cloud you group _____

2. blue round fruit _____



8. When you finish your work, from the workbook, **DON'T FORGET** to hit **SAVE!**

Diphthongs ou, ow/Irregular Plurals


Name _____

Two letters blended together can stand for one vowel sound. The letters **ou** and **ow** can stand for the vowel sound in **south** and **down**.

A. Read the words. Circle the word that has a different vowel sound. Write the word on the line and circle the letters that spell the vowel sound.

1. cloud you group _____

2. blue round fruit _____




Saved to your assignment and to My Work in your binder.

9. Then click **SUBMIT**.

Workbook pg. 202

Add a Resource



Your Turn
Practice Book :

Note to Teacher

Submit 